

# RARI DAO

---

## Token Flow Report

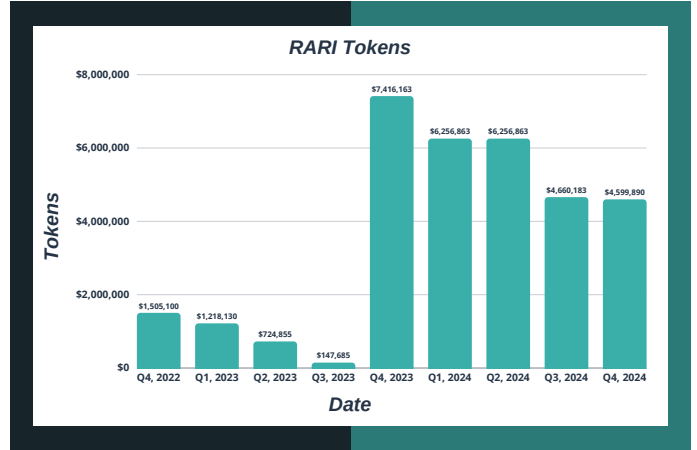
2024

---

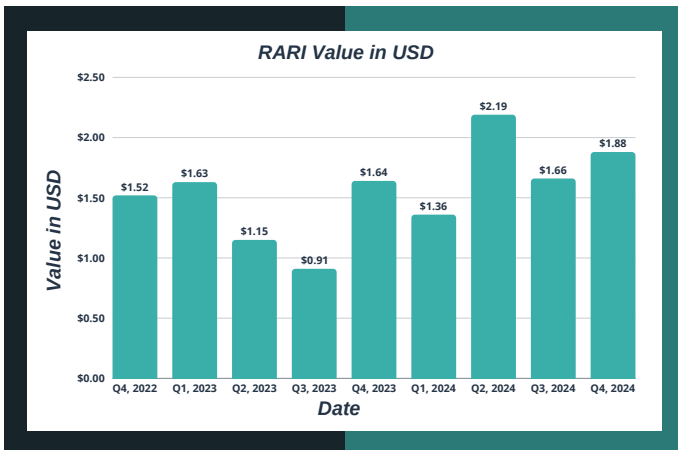
# DASHBOARD

## Number of RARI Tokens

Date (Quarter Ended)	RARI (in USD)
Q4, 2022	\$1,505,100
Q1, 2023	\$1,218,130
Q2, 2023	\$724,855
Q3, 2023	\$147,685
Q4, 2023	\$7,416,163
Q1, 2024	\$6,256,863
Q2, 2024	\$6,256,863
Q3, 2024	\$4,660,183
Q4, 2024 (Till Nov 26th, 2024)	\$4,599,890



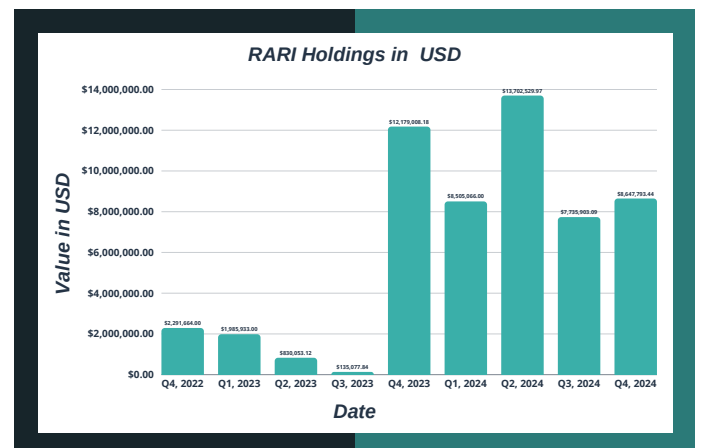
## Value of RARI (in USD)



Date (Quarter Ended)	RARI (in USD)
Q4, 2022	\$ 1.52
Q1, 2023	\$ 1.63
Q2, 2023	\$ 1.15
Q3, 2023	\$ 0.91
Q4, 2023	\$ 1.64
Q1, 2024	\$ 1.36
Q2, 2024	\$ 2.19
Q3, 2024	\$ 1.66
Q4, 2024 (Till Nov 26th, 2024)	\$ 1.88

## Value of RARI Holdings (in USD)

Date (Quarter Ended)	RARI (in USD)
Q4, 2022	\$ 2,291,664.00
Q1, 2023	\$ 1,985,993.00
Q2, 2023	\$ 830,053.12
Q3, 2023	\$ 135,077.84
Q4, 2023	\$ 12,179,008.18
Q1, 2024	\$ 8,505,066.00
Q2, 2024	\$ 13,702,529.97
Q3, 2024	\$ 7,735,903.09
Q4, 2024 (Till Nov 26th, 2024)	\$ 8,647,793.44



# OVERVIEW

## | Quarter 4, 2022

Categories	SUM of amount	SUM of USD Amount
Grants In	2,000,100.00	\$ 4,187,650.88
Grants Out	(495,000.00)	-\$ 1,010,131.39
<b>Grand Total</b>	<b>1,505,100.00</b>	<b>\$ 3,177,519.49</b>

## | Quarter 1, 2023

Categories	SUM of amount	SUM of USD Amount
Grants Out	(286,970.00)	-\$ 559,787.26
<b>Grand Total</b>	<b>(286,970.00)</b>	<b>-\$ 559,787.29</b>

## | Quarter 2, 2023

Categories	SUM of amount	SUM of USD Amount
Grants Out	(493,275.00)	-\$ 528,932.59
<b>Grand Total</b>	<b>(493,275.00)</b>	<b>-\$ 528,932.59</b>

## | Quarter 3, 2023

Categories	SUM of amount	SUM of USD Amount
Grants Out	(577,170.00)	-\$ 600,933.09
<b>Grand Total</b>	<b>(577,170.00)</b>	<b>-\$ 600,933.09</b>

## | Quarter 4, 2023

Categories	SUM of amount	SUM of USD Amount
Grants In	8,712,677.54	\$ 8,534,486.71
Grants Out	(1,444,200.00)	-\$ 1,302,405.38
<b>Grand Total</b>	<b>7,268,477.54</b>	<b>\$ 7,232,081.33</b>

## | Quarter 1, 2024

Categories	SUM of amount	SUM of USD Amount
Grants Out	(1,159,300.00)	-\$ 1,628,841.25
<b>Grand Total</b>	<b>(1,159,300.00)</b>	<b>-\$ 1,628,841.25</b>

## | Quarter 2, 2024

Categories	SUM of amount	SUM of USD Amount
Grants Out	(1,564,216.00)	-\$ 3,162,172.44
<b>Grand Total</b>	<b>(1,564,216.00)</b>	<b>-\$ 3,162,172.44</b>

## | Quarter 3, 2024

Categories	SUM of amount	SUM of USD Amount
Grants Out	(32,383.00)	-\$ 58,739.89
Tally Expense	(80.96)	-\$ 146.85
<b>Grand Total</b>	<b>(32,463.96)</b>	<b>-\$ 58,886.74</b>

## | Quarter 4, 2024 (Till 26th Nov 2024)

Categories	SUM of amount	SUM of USD Amount
Grants Out	(60,142.00)	-\$ 109,819.56
Tally Expense	(150.36)	-\$ 274.55
<b>Grand Total</b>	<b>(60,292.36)</b>	<b>-\$ 110,094.11</b>

# RARI DAO REPORT

## Token Flow Statement

Particulars	(In RARI Token) Q4, 2022	(In RARI Token) Q1, 2023	(In RARI Token) Q2, 2023	(In RARI Token) Q3, 2023	(In RARI Token) Q4, 2023	(In RARI Token) Q1, 2024	(In RARI Token) Q2, 2024	(In RARI Token) Q3, 2024	(In RARI Token) Q4, 2024
<b>Token Flow From Operations</b>									
Grants In	2,000,100.00				8,712,677.54				
Grants Out	(495,000.00)	(286,970.00)	(493,275.00)	(577,170.00)	(1,444,200.00)	(1,159,300.00)	(1,564,216.00)	(32,383.00)	(60,142.10)
Tally Expense								(80.96)	(150.36)
<b>Token From Operational Activities</b>	1,505,100.00	(286,970.00)	(493,275.00)	(577,170.00)	7,268,477.54	(1,159,300.00)	(1,564,216.00)	(32,463.96)	(60,292.46)
<b>Net Token Flow</b>		(286,970.00)	(493,275.00)	(577,170.00)	7,268,477.54	(1,159,300.00)	(1,564,216.00)	(32,463.96)	(60,292.46)
<b>Opening Balance</b>	1,505,100.00	1,505,100.00	1,218,130.00	724,855.00	147,685.00	7,416,162.54	6,256,862.54	4,692,646.54	4,660,182.59
<b>Closing Balance</b>	1,505,100.00	1,218,130.00	724,855.00	147,685.00	7,416,162.54	6,256,862.54	4,692,646.54	4,660,182.59	4,599,890.13

## Income Statement

Income	Particulars	Q4, 2022	Q1, 2023	Q2, 2023	Q3, 2023	Q4, 2023	Q1, 2024	Q2, 2024	Q3, 2024	Q4, 2024
	Grants In	\$4,187,650.88				\$8,534,486.71				
	<b>Gross Revenue [A]</b>	\$4,187,650.88	\$0.00	\$0.00	\$0.00	\$8,534,486.71	\$0.00	\$0.00	\$0.00	\$0.00
<b>Expense</b>										
	Grants Out	(\$1,010,131.39)	(\$559,787.26)	(\$528,932.59)	(\$600,933.09)	(\$1,302,405.38)	(\$1,628,841.25)	(\$3,162,172.44)	(\$58,739.89)	(\$60,142.10)
	Tally Expense								(\$146.85)	(\$150.36)
	<b>Gross Revenue [B]</b>	(\$1,010,131.39)	(\$559,787.26)	(\$528,932.59)	(\$600,933.09)	(\$1,302,405.38)	(\$1,628,841.25)	(\$3,162,172.44)	(\$58,886.74)	(\$60,292.46)
	<b>Net Profit [A-B]</b>	\$3,177,519.49	(\$559,787.26)	(\$528,932.59)	(\$600,933.09)	\$7,232,081.33	(\$1,628,841.25)	(\$3,162,172.44)	(\$58,886.74)	(\$60,292.46)

## Statement of Financial Positions

Particulars	Q4, 2022	Q1, 2023	Q2, 2023	Q3, 2023	Q4, 2023	Q1, 2024	Q2, 2024	Q3, 2024	Q4, 2024
<b>A. Equity &amp; Liabilities</b>	\$2,291,664.00	\$1,985,993.00	\$830,053.12	\$135,077.84	\$12,179,008.18	\$8,505,066.00	\$10,276,895.93	\$9,040,754.22	\$8,647,793.44
<b>Total [A]</b>	\$2,291,664.00	\$1,985,993.00	\$830,053.12	\$135,077.84	\$12,179,008.18	\$8,505,066.00	\$10,276,895.93	\$9,040,754.22	\$8,647,793.44
<b>B. Assets</b>									
Natives	\$2,291,664.00	\$1,985,993.00	\$830,053.12	\$135,077.84	\$12,179,008.18	\$8,505,066.00	\$10,276,895.93	\$9,040,754.22	\$8,647,793.44
<b>Net Profit [A-B]</b>	\$2,291,664.00	\$1,985,993.00	\$830,053.12	\$135,077.84	\$12,179,008.18	\$8,505,066.00	\$10,276,895.93	\$9,040,754.22	\$8,647,793.44

# TOKENOMICS

## RARI Tokenomics

Categories	Percent	Unlocked	Locked
Total Supply	100%	25,000,000	0
Circulating Supply	95.10%	23,834,533	0
Marketplace Mining	60%	60%	0
Teams & Investors	30%	0%	30%
Airdrop For Documented NFT Holders	4%	4%	0
Airdrop For Remaining NFT Holders	4%	4%	0
Airdrop For Existing Rarible Users	2%	2%	0

## Additional Information

- Max Supply: 25,000,000 RARI<sup>2</sup>
- Current Price: \$1.94 USD (as of the search results date)<sup>1</sup>
- Market Cap: \$46,798,922<sup>1</sup>
- Fully Diluted Market Cap: \$49,087,267<sup>1</sup>

## Token Distribution

- Marketplace Mining: 60% set aside for rewarding users of apps built on Rarible Protocol<sup>1</sup>
- Team & Investors: 30% distributed to investors and the Rarible team<sup>1</sup>
- Airdrops: 10% total, broken down as follows:
  - 4% for Documented NFT Holders/Buyers
  - 4% for Remaining NFT Owners
  - 2% for Existing Rarible Users<sup>2</sup>

## Token Utility

- Governance: RARI token holders can vote on various functions within Rarible, including system updates, trading fees, development, and new features<sup>3</sup>
- DAO Participation: When locked, the token can be used for governance in the RARI DAO<sup>1</sup>
- RARI is an ERC-20 token that controls the RARI Foundation treasury and governs the Rarible protocol and RARI Chain<sup>1</sup>. The token was issued in 2020 with a fixed supply, suggesting it will be deflationary in the long term

# ON-CHAIN TREASURY BALANCE

## On-Chain Treasury Balance

Date (Quarter Ended)	RARI Token	RARI (in USD)	Total RARI (in USD)
Q4, 2022	1,505,100.00	\$1.52	\$2,291,664.00
Q1, 2023	1,218,130.00	\$1.63	\$1,985,993.00
Q2, 2023	724,855.00	\$1.15	\$830,053.12
Q3, 2023	147,685.00	\$0.91	\$135,077.84
Q4, 2023	7,416,163.00	\$1.64	\$12,179,008.18
Q1, 2024	6,256,862.00	\$1.36	\$8,505,066.00
Q2, 2024	4,692,646.54	\$2.19	\$10,276,895.93
Q3, 2024	4,660,182.59	\$1.94	\$9,040,754.22
Q4, 2024 (Till Nov 26th, 2024)	4,599,890.13	\$1.88	\$8,647,793.44

[Tally | Rari DAO | RRC-22 DAO Treasury Diversification Plan](#)

[Tally | Rari DAO | RRC-16: RARI Foundation 2024 Operational Budget](#)

[Tally | Rari DAO | RRC-13: Delegation Incentives Program](#)

[Tally | Rari DAO | RRC-12: RARI Ecosystem Growth Fund](#)

[Tally | Rari DAO | RRC-10: H2 2023 RARI Foundation Operational Budget](#)

[Tally | Rari DAO | RRC-9: Delegate Launchpad Proposal](#)

[Tally | Rari DAO | RRC-7: Rewards-2 \(resubmitted\)](#)

[Tally | Rari DAO | RRC-8: Retroactive Governance Airdrop](#)

[Tally | Rari DAO | RRC-5: Foundation Operational Budget](#)

[Tally | Rari DAO | Rarible Twitter Bot built with Rarible Protocol API](#)

[Tally | Rari DAO | RRC-4: Retroactive \\$RARI airdrop for Rarible users](#)

[Tally | Rari DAO | RRC-3: \\$RARI allocation for Rarible 2 brand partners](#)

[Tally | Rari DAO | RRC-2: \\$RARI listing & trading incentives](#)

## SNAPSHOTS

# RARI DAO

---

Token Flow Report  
2024

---